

o/c

GANON TRADING & FINANCE COMPANY LIMITED

903, Dalamal House, 206, J.B. Marg, Nariman Point, Mumbai - 400 021

Tel# 22872539 / 22812252

July 17, 2012

To
Corporate Relationship Department
Bombay Stock Exchange Limited
1st Floor, P.J. Towers,
Dalal Street,
Mumbai - 400 001



Dear Sir,

Sub: Submission of Quarterly Report on Shareholding Pattern

As per the requirements of Listing Agreement, we furnish herewith a copy of the Shareholding Pattern of the Company under clause 35 of Listing Agreement for the quarter ended 30th June, 2012.

Thanking you,

Yours faithfully,

For **Ganon Trading and Finance Company Limited**

A handwritten signature in black ink, appearing to be 'G. Ganon', written over a horizontal line.

Director

Encl.: as above

(1)(a) Statement showing ShareHolding Pattern


Name of the Company : Ganon Trading & Finance Co. Ltd.

Quarter Ended : 30-06-2012

Scrip Code : 512443

Partly paid-up Shares	No. of Partly paid-up Shares	As a % of total No. of Partly paid-up Shares	As a % of Total no. of Shares of the Company
Held by Promoters/ Promoters Group	0		
Held by Public	0		
TOTAL - D	0		
Outstanding Conv. Securities	No. of Outstanding Securities	As a % of Total no. of O/S Conv. Securities	As a % of Total no. of shares of the Co., assuming full conv.
Held by Promoters/ Promoters Group	0		
Held by Public	0		
TOTAL - E	0		
Warrants :	No. of Warrants	As a % of Total no. of Warrants	As a % of Total no. of shares of the Co., assuming full conv.
Held by Promoters/ Promoters Group	0		
Held by Public	0		
TOTAL - F	0		
Total paid-up Capital of the Company assum- ing full conv. Of warrants & securities	301000		

For Ganon Trading & Finance Co. Ltd.



Director

Statement Showing Shareholding Pattern - Table (I)(a)

Ganon Trading & Finance Co. Ltd.

Scrip Code : 512443

Quarter Ended : 30-06-2012

Category code	Category of Shareholder	Number of Shareholders	Total number of shares	Number of shares held in dematerialized form	Total shareholding as a percentage of total number of shares		Shares pledged or otherwise encumbered	
					As a percentage of(A+B) ¹	As a percentage of (A+B+C)	Number of shares	As a % of Total No. of Shares
(A)	Shareholding of Promoter and Promoter Group²							
1	Indian							
a	Individual Huf	1	76000	76000	25.249	25.249	0	0.000
b	Central/State Gov	0	0	0	0.000	0.000	0	0.000
c	Bodies Corporate	0	0	0	0.000	0.000	0	0.000
d	Fins / Banks	0	0	0	0.000	0.000	0	0.000
e	Any Other specify	0	0	0	0.000	0.000	0	0.000
	Sub Total(A)(1)	1	76000	76000	25.249	25.249	0	0.000
2	Foreign							
a	Indv NRI/For Ind	0	0	0	0.000	0.000	0	0.000
b	Bodies Corporate	0	0	0	0.000	0.000	0	0.000
c	Institutions	0	0	0	0.000	0.000	0	0.000
d	Qualified Foreign Investor							
e	Any Others (Specify)	0	0	0	0.000	0.000	0	0.000
(e-i)		0	0	0	0.000	0.000		
(e-ii)		0	0	0	0.000	0.000		
	Sub Total(A)(2)	0	0	0	0.000	0.000	0	0.000
	Total Shareholding of Promoter and Promoter Group Total (A)= (A)(1)+(A)(2)	1	76000	76000	25.249	25.249	0	0.000

For Ganon Trading & Finance Co. Ltd.



Director

Statement Showing Shareholding Pattern - Table (I)(a)


Ganon Trading & Finance Co. Ltd.

Scrip Code : 512443

Quarter Ended : 30-06-2012

Category code	Category of Shareholder	Number of Shareholders	Total number of shares	Number of shares held in dematerialized form	Total shareholding as a percentage of total number of shares		Shares pledged or otherwise encumbered	
					As a percentage of (A+B) ¹	As a percentage of (A+B+C)	Number of shares	As a % of Total No. of Shares
(B)	Public shareholding							
1	Institutions							
a	Mutual Funds	0	0	0	0.000	0.000	0	0.000
b	Fins / Banks	0	0	0	0.000	0.000	0	0.000
c	Central/State Govt	0	0	0	0.000	0.000	0	0.000
d	Venture Cap Fund	0	0	0	0.000	0.000	0	0.000
e	Insurance Comp(s)	0	0	0	0.000	0.000	0	0.000
f	Foreign Ins Invest	0	0	0	0.000	0.000	0	0.000
g	Foreign Ven Cap In	0	0	0	0.000	0.000	0	0.000
h	Qualified Foreign Investor	0	0	0	0.000	0.000	0	0.000
i	Any Other (Specify)							
(i-i)		0	0	0	0.000	0.000	0	0.000
(i-ii)		0	0	0	0.000	0.000	0	0.000
	Sub-Total (B)(1)	0	0	0	0.000	0.000	0	0.000
B 2	Non-institutions							
a	Bodies Corporates	0	0	0	0.000	0.000	0	0.000
b	Individuals							
	i) upto Rs 1-Lac	125	198500	134900	65.947	65.947	0	0.000
	ii) above Rs1-Lac	2	26500	26500	8.804	8.804	0	0.000
c	Qualified Foreign Investor							
d	Any Other (specify)	0	0	0	0.000	0.000	0	0.000
(d-i)		0	0	0	0.000	0.000	0	0.000

For Ganon Trading & Finance Co. Ltd.



Director

Statement Showing Shareholding Pattern - Table (I)(a)

Ganon Trading & Finance Co. Ltd.

Scrip Code : 512443

Quarter Ended : 30-06-2012

Category code	Category of Shareholder	Number of Shareholders	Total number of shares	Number of shares held in dematerialized form	Total shareholding as a percentage of total number of shares		Shares pledged or otherwise encumbered	
					As a percentage of(A+B) ¹	As a percentage of (A+B+C)	Number of shares	As a % of Total No. of Shares
(d-ii)		0	0	0	0.000	0.000	0	0.000
	Sub-Total (B)(2)	127	225000	161400	74.751	74.751	0	0.000
(B)	Total (B)= (B)(1)+(B)(2)	127	225000	161400	74.751	74.751	0	0.000
	TOTAL (A)+(B)	128	301000	237400	100.000	100.000	0	0.000
(C)	Held by Custodians against Depository Receipts							
	PROMOTER & PRO GRP	0	0	0	0.000	0.000	0	0.000
	PUBLIC	0	0	0	0.000	0.000	0	0.000
	GRAND TOTAL (A)+(B)+(C)	128	301000	237400	100.000	100.000	0	0.000


For Ganon Trading & Finance Co. Ltd.



Director

Sr.No	Notes
1	The above information has been prepared based on the data furnished by Company's Registrar and Share Transfer Agent.

For Ganon Trading & Finance Co. Ltd.


Director

(D)(b) Statement showing holding of securities (including shares, warrants, convertible securities) of persons belonging to the category "Promoter and Promoter Group"


Sr. No.	Ref. No	Name of the shareholder	Total Shares held		Shares pledged or otherwise encumbered			Details of warrant		Details of convertible securities		Total shares (including underlying shares assuming full conversion of warrant and convertible securities) as a % of diluted share capital
			Number	As a % of grand total (A)+(B)+(C)	Number	% of Total shares held	As a % of grand total (A)+(B)+(C)	Number of warrants held	As a % of total No of warrants of the same class	Number of convertible securities held	As a % of total No of convertible securities of the same class	
1	00121825	RADHAKISHAN SHIVKISHAN DAMANI	76000	25.249	0	0.000	0.000	0	0.000	0	0.000	25.249
		Total Promoter & Promoter Group	76000	25.249	0	0.000	0.000	0	0.000	0	0.000	25.249

For Ganon Trading & Finance Co. Ltd.


Director

(1)(c) Statement showing holding of securities (including shares, warrants, convertible securities) of persons belonging to the category "Public" and holding more than 1% of the total number of shares									
Sr. No.	Ref-Num	Name of the shareholder	Number of shares	Shares as a percentage of total number of shares (i.e., Grand Total (A)+(B)+(C) indicated in Statement at para (1)(a) above)	Details of warrant		Details of convertible securities		Total shares (including underlying shares assuming full conversion of warrant and convertible securities) as a % of diluted share capital
					Number of warrants held	As a % of total No of warrants of the same class	Number of convertible securities held	As a % of total No of convertible securities of the same class	
1	07476117	AKSHAYPAT SINGHANIA	12000	3.987	0	0.000	0	0.000	3.987
2	00000128	AMI PATEL	14500	4.817	0	0.000	0	0.000	4.817
3	00000360	DINESH NUWAL	4800	1.595	0	0.000	0	0.000	1.595
4	000362	DINESH NUWAL (HUF)	4800	1.595	0	0.000	0	0.000	1.595
5	22636055	HARISH KUMAR	5300	1.761	0	0.000	0	0.000	1.761
6	00000259	HEMANT PANPALIA	7500	2.492	0	0.000	0	0.000	2.492
7	000368	MALVIKA AGARWAL	5700	1.894	0	0.000	0	0.000	1.894
8	11772976	NIPA PREMAL DOSHI	8400	2.791	0	0.000	0	0.000	2.791
9	000366	NISHITA SHARADKUMAR AGARWAL	6000	1.993	0	0.000	0	0.000	1.993
10	000367	PARNIKA RAJKUMAR AGARWAL	6000	1.993	0	0.000	0	0.000	1.993
11	10610950	PEEYUSH MAKHIJA	5300	1.761	0	0.000	0	0.000	1.761
12	22357446	PRAVEEN KR ARORA	9000	2.990	0	0.000	0	0.000	2.990
13	22428105	PRITI DEVI	6000	1.993	0	0.000	0	0.000	1.993
14	22357454	RAJ KR ARORA	6000	1.993	0	0.000	0	0.000	1.993
15	00000020	RAJESH MADANLAL NUWAL	6000	1.993	0	0.000	0	0.000	1.993
16	00000073	RAJESH NUWAL HUF	3020	1.003	0	0.000	0	0.000	1.003
17	00000035	SNEHLATA RAJESH NUWAL	4000	1.329	0	0.000	0	0.000	1.329
18	22357420	SOM ARORA	9000	2.990	0	0.000	0	0.000	2.990
19	000000375	USHA NUWAL	4300	1.429	0	0.000	0	0.000	1.429
20	000369	VIDHUSHREE KRISHNAKUMAR AGARWAL	6000	1.993	0	0.000	0	0.000	1.993
21	10746042	VIPUL KUMAR JAIN	3600	1.196	0	0.000	0	0.000	1.196
				0.000					
		Total	137220	45.588	0	0.000	0	0.000	45.588


For Ganon Trading & Finance Co. Ltd.


Director

(I)(d) Statement showing details of locked-in shares

Sr. No.	Ref- Num	Cat	Name of the shareholder	Number of locked-in shares	Locked-in shares as a percentage of total number of shares {i.e., Grand Total (A)+(B)+(C) indicated in Statement at para (I)(a) above}
			Total Locked in Shares	0	0.000

For Ganon Trading & Finance Co. Ltd.


Director

